SAFETY POSTER
INSTRUCTIONS FOR THE SAFE HANDLING OF YOUR CUTTING TOOL

martor

SECUMAX 150

3-in-1 blade head
for cutting, scraping
and splitting

Integrated grooves
for a better grip

Ergonomic handle
for greater efficiency

Guide surfaces
for easier angled cutting

Concealed blade
for maximum protection
of goods and users

USAGE

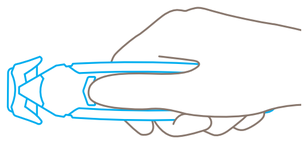

For the best possible grip, place your thumb on the **grooved surface**.

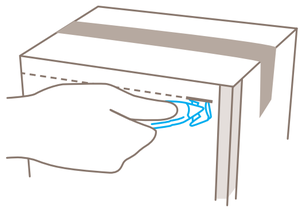

Pierce into the cutting material using either side of the cutter head.

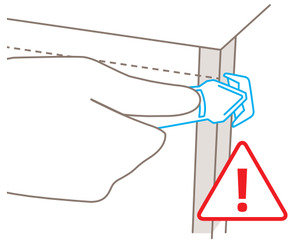

Do not lever against staples, nor force into edge protectors!

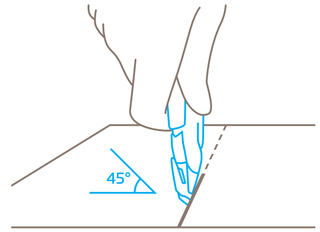

Hold the cutter at a **slight angle** when cutting open cardboard boxes.

USAGE

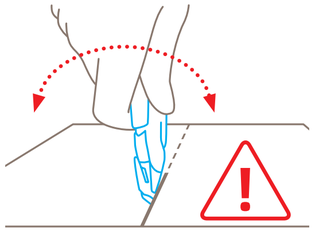

If the blade head becomes stuck, **don't forcefully lever** the cutter!

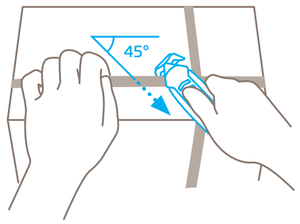

For best results, cut plastic strapping band **diagonally** (at a 45° angle).

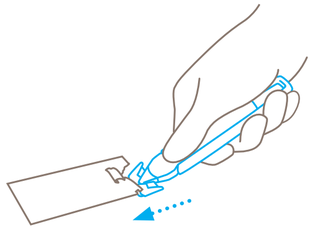

Use the small scraper at the head of the cutter for **light scraping work**: e.g. to remove labels.

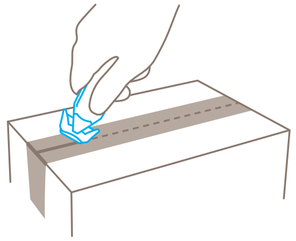

Open cardboard boxes that have been taped closed by using either side of the scraper as a **tape splitter**.

PROTECTION OF USER

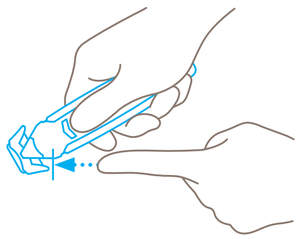

The concealed blade provides a maximum degree of **protection from cut injuries**.

PROTECTION OF GOODS

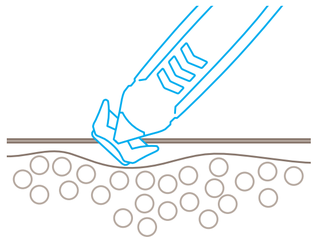

The concealed blade **will not get into contact with your goods** either.

DISPOSAL

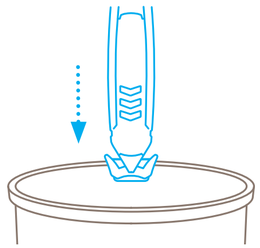

The SECUMAX 150 is a throw-away cutter that can be safely disposed of **with your general waste**.

Please note: To ensure your product always functions flawlessly, regularly remove any impurities. For additional safety, we recommend wearing gloves.

MARTOR UK Ltd | Unit 2 Monaco Works | Station Road | Kings Langley | Herts WD4 8LQ | T 01924 281333 | F 01924 281444 | sales@martor.co.uk | www.martor.co.uk

3.21.2.8 - Printed in Germany - Subject to technical changes.
* Please pay attention to the safety precautions listed in our instruction manual!